

Taiwan

Official Title:

General Information:

| | | | |
|-------------------------|--|-----------------------------|--------|
| Capital | Taipei | Population (million) | 23.603 |
| Total Area | 36,006 km ² | | |
| Currency | 1 CAN\$=23.26 Taiwan \$ (TWD) (2018 - Annual average) | | |
| National Holiday | N/A | | |
| Language(s) | Mandarin, Taiwanese (or Minnan dialect), Hakka, Aboriginal languages | | |

Political Information:

Type of State Presidential Republic

Type of Government

Unicameral Legislature: Legislative Yuan.

NB: Under Canada's One China policy, Canada does not recognize Taiwan as a sovereign state and does not maintain official, government-to-government relations with Taipei.



Head of State

President
TSAI Ing-Wen

Head of Government

Premier
LAI, William

Ministers: Foreign Affairs: WU, Joseph
Economic Affairs: SHEN, Jong-Chin

Main Political Parties

Democratic Progressive Party (DPP), Chinese Nationalist Party (KMT), New Power Party (NPP), People First Party (PPF)

Elections: Last: January 2016 (Presidential/Legislative)

Economic Information: (2018)

IMF

| | Taiwan | Canada |
|-----------------------------|-------------|-------------|
| GDP: (billion) | \$765.44 | \$2,222.58 |
| GDP per capita: | \$32,430.35 | \$60,078.85 |
| GDP Growth rate: (%) | 2.63 | 1.83 |
| Inflation: (%) | 1.46 | 2.24 |
| Unemployment: (%) | 3.76 | 5.83 |

Product Trade and Investment: (2018)

Statistics Canada

| | |
|---|-----------------|
| Canadian Exports: | \$1,990,846,218 |
| Canadian Imports: | \$5,880,273,659 |
| Foreign Direct Investment in Canada | \$76 (million) |
| Canadian Direct Investment to Taiwan | \$328 (million) |

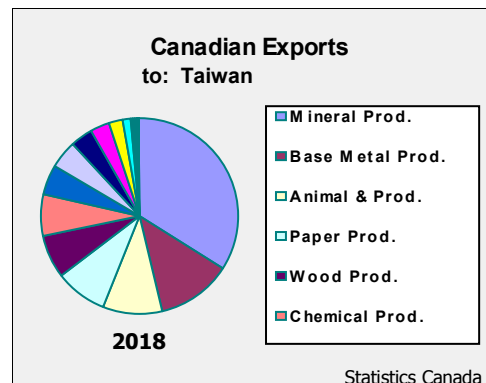
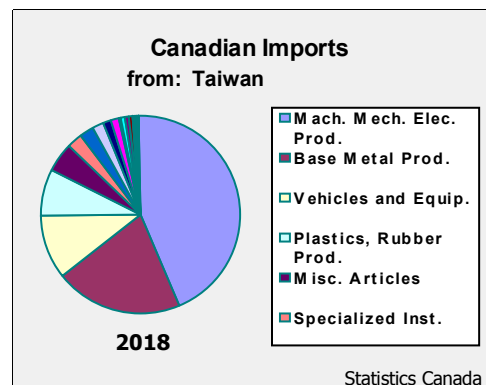
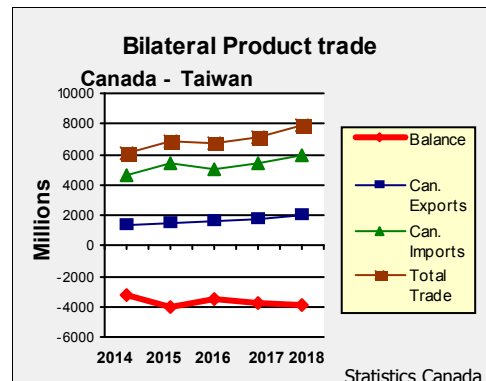
Representation:

Foreign Representation in Canada

Representative CHEN Winston Wen-yi

Canadian Representation Abroad

Executive Director Mario STE-MARIE



Sources:
Statistics/Industry Canada
<http://strategis.ic.gc.ca/eic/site/tdo-dcd.nsf/eng/Home>
IMF
<http://www.imf.org/external/ns/cs.aspx?id=28>

